

Flat Bed Bale Trailers

Flatbed Bale Trailer



TRF21 (6.5m) & TRF25 (7.6m)

- Heavy duty 8 stud wide track one piece axles for long trouble free life.
- 2.44m (8ft) wide body with a 4mm Floor
- Spring bogie Tandam axles 70x70x6 stud on 12.5/80/15.3 tyres on TRF21
- Spring bogie on tandam 80x80x8 stud axles on 385/65/22.5 super single tyres on TRF25 combines stability over uneven terrain and smooth road use.
- Optional bale ladder for front and rear
- Hydraulic braked axles with Rear recessed lights as standard.
- Side reflectors as standard.
- Sturdy rigid headboard.
- Large rope galvanised box on TRF21
- Twin large galvanised rope boxes on TRF25
- TRF21 – 8000kg payload
- TRF25 – 12,000kg payload










Model	Floor Thickness	Body Length	Width	Loading Height
TRF21	4mm	6.56m	2.45m	1.02m
TRF25	4mm	7.46m	2.45m	1.24m

Model	Lights	Brakes	Unladen Weight	Wheel Size Standard	Wheel Size Optional
TRF21	YES	YES	2.14 Ton	12.5/80/15.3	400/16/15.5
TRF25	YES	YES	2.88 Ton	385/65/22.5	550/45/22.5

Trailers Wheels

Standard Wheels

TR1	TR2	TR4	TR6, TR8, TR8M & TRF21	TR10, & TR10M	TRF25	TR12 & TR14
						
23/10.5/12	10/80/12	10/75/15.3	12.5/80/15.3	385/55/22.5	385/65/22.5	550/45/22.5

Wheels Options

TR2	TR4	TR6, TR8 & TR8M	TR10 & TR10M	TR12 & TRF25
				
26/12/12 10/80/12.5 26/12/12.5 (Turf Tyre)	11.5/80/15.3 400/60/15.5	400/16/15.5	500/50/17	550/45/22.5

	TR1	TR2	TR4	TR6	TR8	TR8M
Wheel Size Standard	23/10.5/12	10/80/12	10/75/15.3	12.5/80/15.3	12.5/80/15.3	12.5/80/15.3
Wheel Size Optional	N/A	26/12/12.5	12.5/80/15.3 400/60/15.5	400/16/15.5	400/16/15.5	400/16/15.5

	TR10	TR10M	TR12	TR14	TRF21	TRF25
Wheel Size Standard	385/55/22.5	385/55/22.5	550/45/22.5	550/45/22.5	12.5/80/15.3	385/65/22.5
Wheel Size Optional	500/50/17	500/50/17	385/65/22.5	385/65/22.5	400/60/15.5	550/45/22.5